

2016/17 Wellbeing Objective

WO1 -To help people make the best use of their household income and manage their debts

APPENDIX 1

Outcomes

To introduce policies and support programmes that help with boosting households' resources so that Caerphilly residents are able to improve their income levels and are better able to meet their own needs.

Why we chose this?

Poverty harms people's prospects and damages their long term future. It also places a burden on public resources and services. It is in all out interests to tackle poverty. Caerphilly Council is committed to ensuring its residents are able to live fulfilled lives and are not prevented from enjoying an acceptable standard of living due to economic, social or cultural disadvantage.

In addition, current welfare reforms are having a large and disproportionate impact upon residents in our borough and knock-on consequences for our local economy, compared to the UK as a whole. This is why this Well-being Objective is concentrated in the area of income maximisation and debt management for households most at risk of poverty across our borough. Caerphilly has above average levels of unemployment, economic inactivity and deprivation and this undermines our ability to deliver many other successes.

When we chose this objective the data showed that Caerphilly had the highest proportion of workless households of any local authority in Wales. As of February 2016 the unemployment rate in Caerphilly was 7.9% compared with 6.3% in Wales and 5.4% in the UK. The proportion of people economically inactive in Caerphilly as of September 2015 stood at 28.6% compared with 24.9% in Wales and 22.3% in the UK. The latest figures can be found on page 2.

A greener place to live, work and visit
Man gwyrddach i fyw, gweithio ac ymweld



2016/17 Wellbeing Objective

WO1 -To help people make the best use of their household income and manage their debts

For the year 2016/17 the overall level of progress to date on this objective is deemed to be **partially successful**.

As of September 2016 the unemployment rate in Caerphilly is 5.5%, down from 7.9% a year earlier; compared with 4.7% in Wales and 4.9% in Great Britain. The proportion of people economically inactive people in Caerphilly as of September 2016 stands at 24.4%, falling from 28.6% a year earlier; compared with 25.2% in Wales and 22.2% in Great Britain. The percentage of workless households in Caerphilly in 2015 was 19.7%, compared with 18.3% in Wales, and 15.3% in Great Britain.

What have we done well over the last 6 months

Although this is a long term objective we are specifically working towards achieving and exceeding the targets for referring residents for support with managing debts and accessing benefits.

We are on target in supporting children to access placements and this is significant in view of engagement in the new Flying Start areas.



We are continuing to actively promote take up of Free School Meals, using established media channels and also working with schools and other partners. The information issued highlights the benefits to families and schools of eligible parents/carers completing Free School Meal applications. Uptake of Free School Meals in Secondary schools remain similar when compared with the same period last year and whilst Primary School uptake is up by almost 2% on the same period last year.

We visited 1125 Council tenants affected by welfare reform changes and provided them with advice and support in their own homes. We referred 576 other residents to commissioned deb/financial support services, although this is below our 6 month target. We have supported 1131 people to access benefits they are entitled to (Supporting People), this is already well above our target for the year. The value of financial savings generated for tenants as a direct result of face to face support was £134,905.

What areas do we need improve on, and how are we going to do it?



The collection of updates and information from a wide range of service providers for debt and income support has proved challenging.

WO1 -To help people make the best use of their household income and manage their debts**Actions**

| Title | Comment | RAG | Overall Status | % Complete |
|--|--|---|----------------|------------|
| Ensuring all pupils eligible for Free School Meals are in receipt of their entitlement | Catering Services regularly review management information regarding meal uptake in schools. If any school is not meeting their set target catering area supervisor will put an action plan together which will include promoting school meals and investigate why schools are not on target. We also tweet regularly promoting FSM. An article was published in September 2016 in Caerphilly Newsline promoting FSM. In December 2016 all Head Teachers were written to asking them to remind parents of the benefits of free school meals. |  | In Progress | 65 |
| Promote quality, accessible and affordable childcare provision to enable families to improve their income through accessing education, learning and employment | <p>Assisted Places Scheme: In 2016/17 the Families First grant has funded 51 children to access time limited childcare provision through 53 placements in the Assisted Places scheme and the Supported Places scheme in quarters 1 and 2.</p> <p>The Out of School grant continues to support the set up of new provision where there are gaps highlighted by the Childcare Sufficiency Assessment.</p> <p>Flying Start programme has developed 21 CCBC sessional childcare settings and contracted 16 non-maintained childcare settings to enable increased local access to funded childcare places for 26 Flying Start areas. In 2016/17 term 1 212 children were eligible for new placements, 203 were offered a full 5 session placement per week and 9 offered partial week placements; of these 186 took up the full offer and 8 took up the partial offer. 28 of these placements were offered in Welsh medium settings and 23 took up the placement.</p> |  | In Progress | 80 |

WO1 -To help people make the best use of their household income and manage their debts

Actions

| Title | Comment | RAG | Overall Status | % Complete |
|---|---|---|----------------|------------|
| Well-being Objective Action - Provide residents with information and advice on a range of social welfare issues to enable them to increase household income, manage debt and develop skills to improve their financial capability | This wellbeing action is ongoing. The tenancy support officers continue to offer support to tenants on a wide range of social welfare issues. However due to the continuous changes to the welfare benefits system new challenges are frequently faced by our tenants. The support officers are on target to offer support to over 2000 tenants this year |  | In Progress | 85 |
| Well-being Objective Action - Support Council tenants to reduce the impact of rising fuel costs. The impact of this advice will be captured during follow up visits with a selection of the tenants | All 4 tenancy support officers are trained to level4 city and guilds in energy advice. Advice is offered to tenants at each visit, take up of advice is higher during the winter months where fuel bills are higher. We are on target and 146 tenants have been provided with energy advice and support. |  | In Progress | 85 |

WO1 -To help people make the best use of their household income and manage their debts

How much did we do?

| Title | Actual | Target | Intervention | RAG | Result 12 months ago | Comment |
|---|---------|---------|--------------|-----|----------------------|--|
| 1. Number of council tenants visited and provided with advice regarding energy saving measures and energy use | 146.00 | 100.00 | 75.00 | | 109 | This figure is cumulative for the 1st 6 months. The annual target is 200. |
| 2a. Number of children benefiting from Flying Start Childcare provision | 212.00 | 250.00 | 200.00 | | 167 | This is the total for Term 1. The annual target is 500. |
| 2b. Number of children accessing childcare places through Assisted Places Scheme | 51.00 | 40.00 | 30.00 | | 935 | The annual target is 88. |
| 3. The number of council tenants referred for money and debt advice as a direct result of face to face support on the impact of welfare reforms | 105.00 | 75.00 | 50.00 | | 102 | Target exceeded for the year this figure is the cumulative for the first 6 months. The annual target is 150. |
| 4. Number of other residents referred to commissioned debt/financial support services | 576.00 | 1000.00 | 750.00 | | 309 | The annual target is 2000. |
| 5. The number of council tenants affected by welfare reforms who were visited in their own homes and provided with advice and support to minimise the impact of the changes | 1125.00 | 1000.00 | 750.00 | | 1028.00 | Target exceeded for this quarter. The annual target is 2000. |
| 6. The number of our staff who have undertaken the All Wales Academy e-learning Financial Inclusion & Tackling Poverty course | 8.00 | 40.00 | 30.00 | | 17 | The annual target is 80. |

How well did we do it?

| Title | Actual | Target | Intervention | RAG | Result 12 months ago | Comment |
|---|--------|--------|--------------|-----|----------------------|--|
| 1a. % of eligible pupils taking up the opportunity to access Free School Meals - Primary (Qtly accum - Year to date) | 68.17 | 70.00 | 67.00 | | 66.37 | This is an excellent result as figures have increased by almost 2% from the same period last year. Promotion of Free School Meals will continue and it is hoped that pupils eligible for Free Schools Meals will take the opportunity of having a nutritious and well balanced meal. |
| 1b. % of eligible pupils taking up the opportunity to access Free Meals - Secondary (Qtly accum - Year to date) | 60.77 | 64.00 | 55.00 | | 60.74 | This is a good result and Catering Services continue to promote Free School Meals. The new cashless catering systems / online payment system has proved to be very popular by parents and children. Parents are able to view their child's purchases online and this system removes the discrimination of others knowing who are eligible for Free School Meals. It is hoped that pupils eligible for Free School Meals will take the opportunity of having a nutritious and well balanced meal. |
| 2. % of tenants and residents referred by the Council to CAB debt support service and responded to survey who rated the service as good or better | | 75.00 | 65.00 | | 74 | This data is not collected anymore as we did not consider the indicator added any value. We have no input into the quality of the service delivery of the independent CAB service and tenants often were not happy to answer this question on the survey. We had very few responses which meant the performance indicator was not meaningful. |

WO1 -To help people make the best use of their household income and manage their debts**Is anyone better off?**

| Title | Actual | Target | Intervention | RAG | Result 12 months ago | Comment |
|--|-----------|-----------|--------------|-----|----------------------|---|
| 1. The value of financial savings generated for tenants as a direct result of face to face support | 134905.00 | 150000.00 | 120000.00 | | 270650 | This figure is the 6 month cumulative. The annual target is £300,000. |
| 2. Number of people supported to access benefits they are entitled to - Housing | 674.00 | 300.00 | 200.00 | | 395 | The annual target of 600 has already been achieved. |
| 3. Number of people supported to access benefits they are entitled to - Supporting People | 1131.00 | 325.00 | 200.00 | | N/A | The annual target is 650. |